

BERKSHIRE™ MILLIVOLT GAS BURNING STOVE



MEDIUM CAST IRON STOVE

The Berkshire™ is an elegant mid-sized stove that features exquisite quality cast iron construction with high temperature neoceramic glass and the beautiful Dancing-Fyre™ log set.

This Standing Pilot (MV) unit requires NO POWER to run or operate, making it a reliable heat source for any home, even during power outages! The Berkshire™ MV is engineered to provide comforting radiant heat plus excellent natural convection, delivering optimal warmth throughout your home. An optional 130 CFM fan is available with this unit to further enhance the natural circulation of heated air into your room. The GreenSmart® Basic 2 remote control is also an available option with this unit.

With the Radiant Plus™, you get MORE HEAT FOR LESS MONEY; that's more features and benefits than any other value-priced gas insert available, making it both a beautiful and economical way to heat your home!

SPECIFICATIONS

- Maximum BTU Input per Hour 31,000 (NG & LP)
- Minimum BTU Input per Hour 17,500 (NG & LP)
- Heating Capacity* Up to 1,400 sq. ft.
- Canadian P.4.1 Efficiency Up to 60.37% NG
Up to 61.77% LP
- Steady State Efficiency (High) Up to 73.22% (NG)
Up to 74.44% (LP)
- Weight 215 Lbs (97 Kg)
- Glass Viewing Area 12" H x 18" W (199 sq. in.)

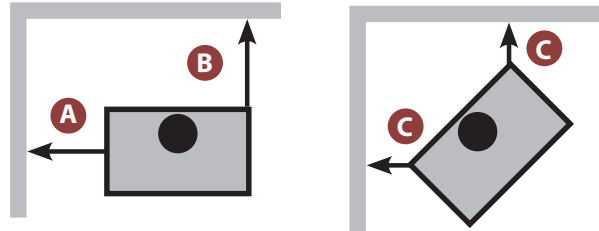
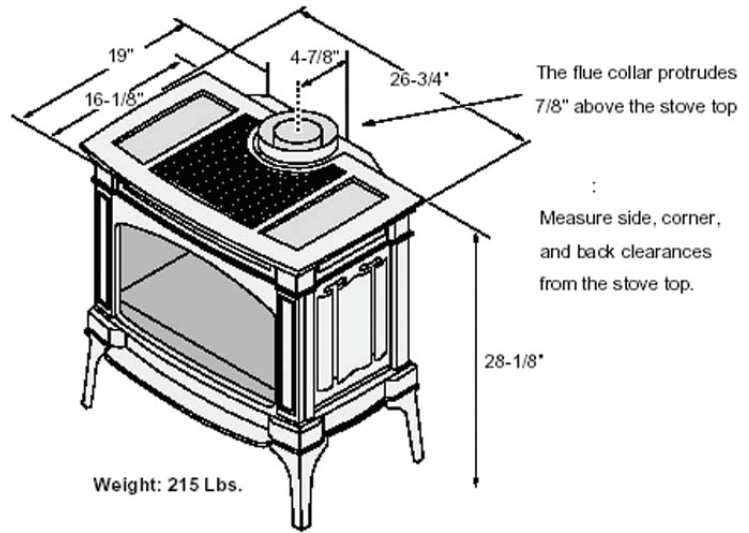
*Heating Capacity can be affected by negative pressure in the home and by prevailing atmospheric conditions. Contact local building or fire officials about restrictions and installation requirements in your area.

OPTIONS:

- 130 CFM convection fan designed to enhance the transfer of heated air throughout the room.
- Wall mounted GreenSmart® Basic 2 Remote operates ON/OFF power and thermostat.
- Wired Wall Timer with basic on/off function can be set in 30 minute increments up to two hours.

CLEARANCES TO COMBUSTIBLES

All measurements are to be taken from the stove top to combustible walls.

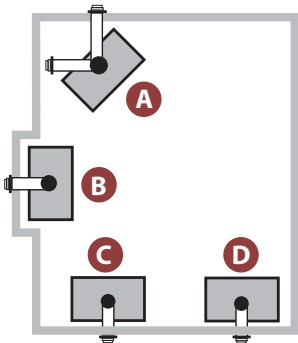


- A - Stove to Sidewall 10" (254mm)
- B - Stove to Backwall 5" (127mm)
- C - Stove to Corner 5" (127mm)

For straight wall installations the vent is centered 7-1/8" from backwall.
For corner installations the vent is centered 15-3/4" from the wall.

LOCATION OPTIONS WITH DIRECT VENT SYSTEM

Direct Venting System provides for horizontal or vertical venting through the outside wall or ceiling, allowing you to install your stove virtually anywhere in the room. Horizontal venting must rise at least 2' (NG) and 3' (LP) above stove top before elbowing.



You can install your stove in any of these configurations:


- A - Cross Corner
- B - Flat with Wall/Alcove
- C - Flat on Wall Corner
- D - Flat on Wall

Where would you like the stove to go in your home?

HEARTH PAD:

A non-combustible hearth pad is required when the stove is installed directly on carpeting, vinyl or combustible flooring other than wood.

No hearth pad is required if the stove is installed on non-combustible flooring (tile, stone, brick) or if installed on a wood or wood laminate floor.



Manufactured in Mukilteo, WA
By Travis Industries
© 08/2021