

ENDEAVOR™ NEXGEN-FYRE™ WOOD BURNING STOVE



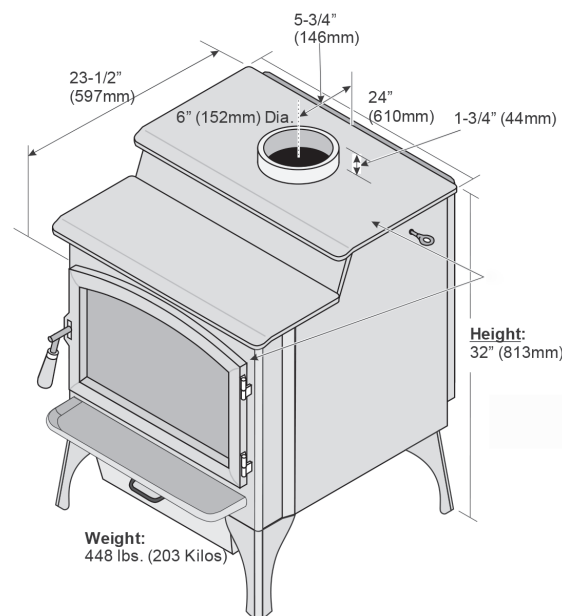
**2020 EPA
CERTIFIED**



OUR BEST SELLING WOOD STOVE SINCE 1984

The Endeavor NexGen-Fyre™ is our #1 selling wood stove because it combines beauty, form and function with unbeatable performance! This stove is ideal for heating mid-sized to large homes up to 2,000 square feet. The Endeavor NexGen-Fyre™ features a massive door and fireviewing area, along with a 2.5 cubic foot firebox that can accommodate logs lengthwise up to 18 inches long. The standard bypass damper on this stove makes startups easy and prevents smoke-backs during reloading. Alcove and mobile home approved.

We dare you to compare! The Endeavor NexGen-Fyre™ is 2020 EPA-Certified using the new EPA CORD WOOD protocol, rather than the CRIB WOOD protocol that most other manufacturers test to. By testing with CORD WOOD, you get a true real world measurement of how well the appliance will burn and perform in your home.



ENDEAVOR™ NEXGEN-FYRE™ STOVE

NEXGEN-FYRE™

NexGen-Fyre™ takes our non-catalytic wood burning technology to the next level! With NexGen-Fyre™, primary and secondary combustion are harnessed to create the ultimate blended combustion system that produces beautiful, balanced fires with double the BTU range, up to 50% greater heat output, and longer burn times than any other non-catalytic technology.

SPECIFICATIONS

Emissions:	1.4 Grams Per Hour
Heating Capacity:*	Up to 2,000 Square Feet
EPA Tested BTUs:	12,114 to 67,090
"Real World BTUs":	<i>EPA tests to determine BTU output are achieved with a single load of wood at each burn rate. At home, you are likely to add more wood to your insert to maintain your desired comfort level. By the simple process of loading your fireplace insert with additional wood, you could achieve up to a 20% higher heat output than established during EPA testing.</i>
Construction:	5/16" to 3/16" Steel Plate
Efficiency:*	Up to 74.2% HHV
Glass Area:	165 sq. in (15-1/4"W x 11-1/4"T)

* Heating capacity may vary depending on degree of home insulation, floor plan and ambient temperature zone of the area you live.

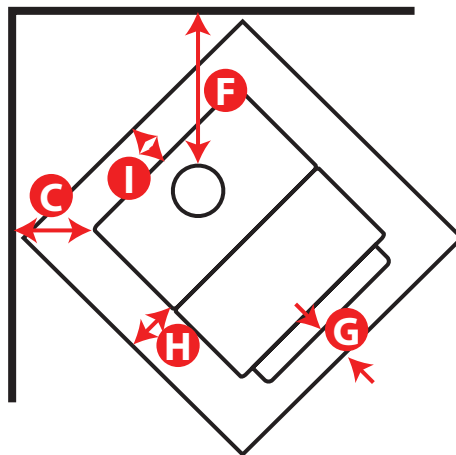
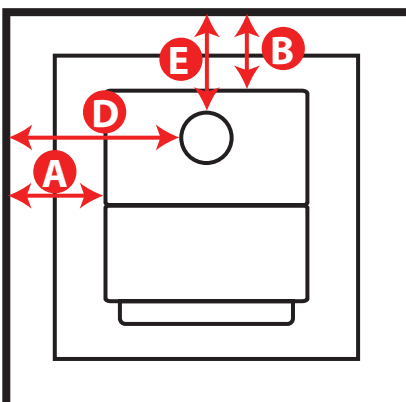
**As tested using B-415.1 using Cord Wood. HHV = High Heat Value

Maximum Burn Time:	Up to 10 Hours
Firebox Size:	2.5 Cubic Feet
Maximum Log Size:	18"
Bypass Damper:	Yes
Weight:	448 Pounds

OPTIONS

- 400 CFM Convection Fan
- Outside Air Kit
- **GREEN** START™ Igniter

CLEARANCES & HEARTH PROTECTION



	Single Wall Connector	Double Wall Connector
A	15"	13"
B	17"	9"
C	15"	6-1/2"
D	24"	21-1/2"
E	19-3/4"	11-1/4"
F	24"	15"
	USA	Canada
G	16"	18"
H	6"	8"
I	6"	8"



Manufactured in
Mukilteo, WA
By Travis Industries
© 08/2021